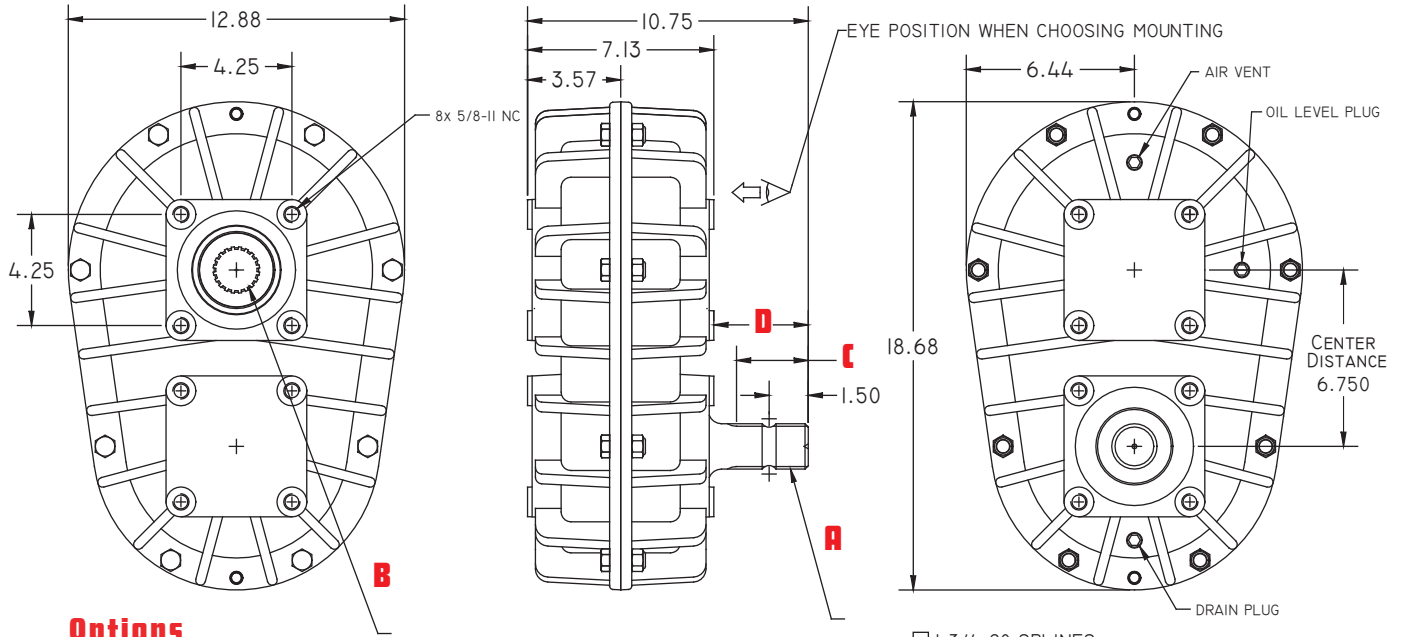


Company name: _____
Buyer's name: _____ **Phone number:** _____
Qty needed: _____ **Delivery:** _____

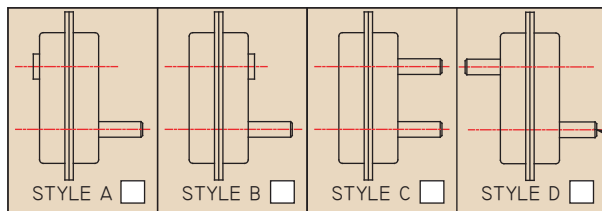


Options

- 1:1 RATIO
- 1.78:1 RATIO
- CUSTOM RATIO
- NO OIL
- NOT PAINTED
- 80W90 OIL FILLED
- PAINTED
- 1 3/4-20 SPLINES HOLLOW SHAFT
- CUSTOM HOLLOW SHAFT
- CUSTOM SHAFT

- 1 3/4-20 SPLINES
- CUSTOM SHAFT

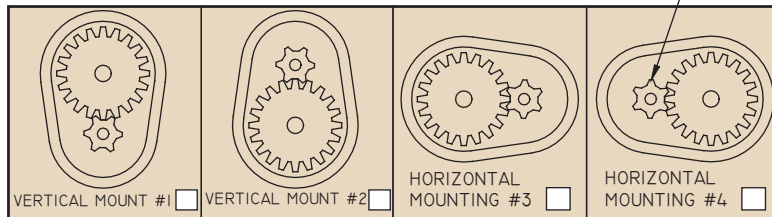
PART NUMBER	RATIO	HP	RPM		A	B	C	D
			RPM IN	RPM OUT				
MP-150-901	1:1	150	540	540	SHAFT 3/4-20 SPLINES	HOLLOW SHAFT 3/4-20 SPLINES	2 3/4"	3 5/8"
MP-150-902	1.78:1	200	1000	562	SHAFT 3/4-20 SPLINES	HOLLOW SHAFT 3/4-20 SPLINES	2 3/4"	3 5/8"



PLEASE SEND A DRAWING IF CUSTOM SHAFT DESIGN IS NEEDED

REDUCER INPUT

MOUNTING POSITION FOR OIL LEVEL PLUG, AIR VENT AND DRAIN PLUG



DRAWING ABOVE SHOWS A-I (STYLE-MOUNTING)

GEARBOX WEIGHT: 178 POUNDS